

## Spiders from Turkey, VI. Four new species from the coast of the Black Sea (Araneae)

Paolo Marcello Brignoli

Istituto di Zoologia dell'Università  
L'Aquila, Italy

### Summary

The following new species are described: *Protoleptoneta deltshevi* n.sp. (♂, ♀ unknown, prov. Ordu) the first species of the genus known from Turkey, related to the two known Greek species; *Harpactea korgei* n.sp. (♂, ♀ unknown, prov. Bolu) of the *babori*-group, near to *H. osellai* Brignoli, 1978 and *H. sturanyi* (Nosek, 1905); *H. mithridatis* n.sp. (♂, ♀ unknown, prov. Ordu) of the *babori*-group, near to *H. caucasia* (Kulczynski, 1895); *Dasumia mariandyna* n.sp. (♂♀, prov. Bolu) of the *carpathica*-group, somewhat isolated, first species of the genus known from Turkey.

### Introduction

Herr J. Wunderlich (Neuenbürg) has kindly sent me for study some spiders collected in Turkey by Prof. H. Korge. This material comes from a region through which I travelled in the years 1968-69: the coast of the Black Sea, which is separated from the highlands of Anatolia by a series of mountain chains covered by more or less well preserved woods; approximately from Izmit to Samsun these forests consist mostly of pines, whereas from Samsun to the Soviet border birches are predominant with wonderful *Rhododendron* as undergrowth.

The richness of – often undescribed – spiders of this region is impressive; for successful collecting of many groups in this very rainy region humidity is very important: what is found in a rainy year can be apparently absent in a dry one. This is especially true for the *Dysderidae*; in 1969 I found some new species only in the eastern part of the coast (eastward of Trabzon) whereas in the western part I could not find even one specimen.

The most remarkable species of this small collection is the first *Protoleptoneta* known from Turkey; of the whole family only two *Paraleptoneta* were known from this country, from caves in the south-west.

The finding of a free-living *Protoleptoneta* near Ordu suggests that the family should also be represented in the Caucasus; until now unfortunately no species are known from the countries between Turkey and Korea.

Of the three *Dysderidae* described here, two belong to the large genus *Harpactea*, well represented in Turkey, by many localized species; the third belongs to *Dasumia*, a genus apparently much more widespread than was formerly believed.

The material is provisionally deposited in part in the collection of Wunderlich (SWN), in part in my own (CBL).

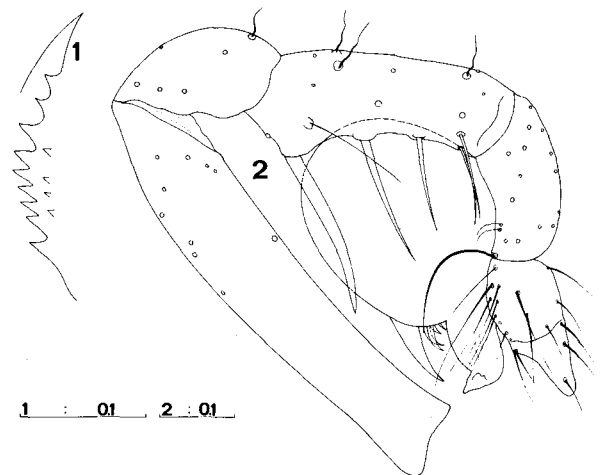
I thank my wife Micha for the help given me in the preparation of the illustrations.

### Family Leptonetidae

#### *Protoleptoneta deltshevi* n.sp. (Figs. 1-2)

*Type*: Turkey, SW of Ordu, in woods, 900-1100 m, 5-15 July 1977, H. Korge leg., 1♂ (Holotype, SWN, with only one palpus).

*Description*: ♂ (♀ unknown): prosoma yellowish, six eyes in the usual disposition, the posterior eyes a little smaller than the rest (2/3), separated from the anterior group by twice their diameter. Chelicerae, see Fig. 1; pedipalp (Fig. 2), modified tibia with strong spines. Opisthosoma greyish.



Figs. 1-2: *Protoleptoneta deltshevi* n.sp. 1 cheliceral teeth; 2 ♂ pedipalp, external; note the modified spines on the tibia, the depression on the tarsus and the "teeth" surrounding the embolus. Scales in mm.

*Measurements* (mm): prosoma 0.78 long, 0.65 wide; opisthosoma 0.82 long. Total length: 1.60.

All articles of the legs after the femora are lacking; Femur I, 1.25; II, 1.05; III, 0.95; IV, 1.35.

*Derivatio nominis*: I dedicate this species to my friend Christo Deltshv (Sofia), describer of the genus *Protoleptoneta*.

*Discussion*: until now five species of the genus were known, the widely distributed *P. italica* (Simon, 1907) known from France, Italy and Yugoslavia, the Bulgarian *P. bulgarica* Deltshv, 1972 and *P. beroni* Deltshv, 1977 and the Greek *P. kanellisi* (Deeleman Reinhold, 1971) and *P. strinatii* Brignoli, 1976.

These species fall easily into two groups, a less specialized with *P. italica* and the two Bulgarian species, and a more specialized with the two Greek and apparently this Turkish species.

*P. deltshevi* can be easily distinguished from the two related Greek species by the presence of eyes and the morphology of the pedipalp.

At present the distribution of the Leptonetidae in Turkey is puzzling: notwithstanding intensive research in many caves during four expeditions in which I took part in the years 1967-68, 1971 and 1973, only two species were found in a few caves in the provinces of Antalya and Burdur; no species could be found in caves in Western Armenia nor at the border of the Anatolian highlands nor around the gulf of Iskenderun. This isolated *Protoleptoneta* attests relations with Bulgaria and Eastern Greece (Attica), whereas the two *Paraleptoneta* seem related with forms in Peloponnesus and Crete.

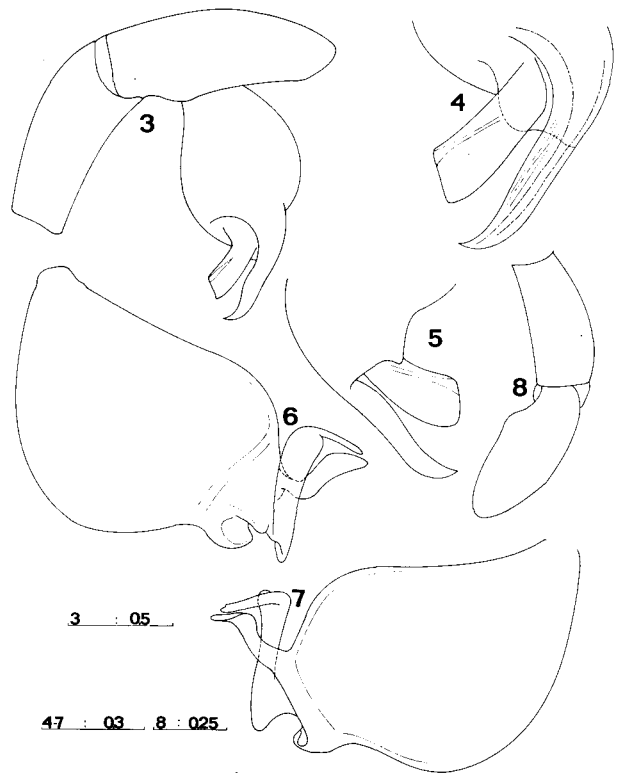
The Anatolian highlands, in which Mesopotamian and more or less "arid" Near Eastern elements are not uncommon, seem to have acted as a kind of "filter" limiting exchanges between Pontic and Aegean Turkey.

#### Family Dysderidae

##### *Harpactea korgei* n.sp. (Figs. 3-5)

*Type*: Turkey, S. of Akçakoca (prov. Bolu), in northern-type woods, 300-400 m, April - 10 May 1976, H. Korge leg., 1♂ (Holotype, SWN).

*Description*: ♂ (♀ unknown): prosoma brown, smooth, with evident fovea; six eyes in a closed ring; sternum light brown, smooth. Pedipalp, see Figs. 3-5. Femur I with two paired prolatral spines, femur II



Figs. 3-5: *Harpactea korgei* n.sp. 3 ♂ pedipalp, external; 4 terminal part of the bulbus, external; 5 ditto, internal.

Figs. 6-8: *Harpactea mithridatis* n.sp. 6 bulbus, external; 7 bulbus, internal; 8 tibia and tarsus of the pedipalp. Scales in mm.

with two prolatral spines in a line. Opisthosoma whitish, normal.

*Measurements* (mm): prosoma 2.45 long, 1.92 wide; opisthosoma 2.75 long. Total length: 5.20.

Leg	Femur	Patella	Tibia	Metatarsus	Tarsus	Total
I	2.50	1.38	2.25	2.00	0.55	8.68
II	2.00	1.18	1.88	1.75	0.55	7.36
III	1.62	0.82	1.25	1.50	0.55	5.74
IV	2.32	0.92	1.95	2.38	0.65	8.22

*Derivatio nominis*: I dedicate this species to the well known specialist of carabids Prof. H. Korge.

*Discussion*: in two recent papers (Brignoli, 1978a, 1978b) I have described thirteen new *Harpactea* from

Turkey, together with redescrptions of two of the three other known Turkish species (*H. babori* (Nosek, 1905), *H. sturanyi* (Nosek, 1905), *H. dohati* Alicata, 1974). All these species are more or less localized; *H. korgei* n.sp. belongs to what I have called the *babori*-group which includes some Turkish, Greek and Caucasian species all of which have a roundish, large bulbus, a strong, flattened embolus and a large conductor. The new species can be easily distinguished from all the others known on the males, the nearest to it could be *H. osellai* Brignoli, 1978b and *H. sturanyi* (Nosek, 1095).

It is evidently difficult to compare it with the few species known only on the female; of these, according to dimensions and chaetotaxy the only one relatively similar to *H. korgei* could be *H. medeae* Brignoli, 1978b from the province of Artvin (near the Soviet border); *H. korgei* has much longer legs than *H. medeae*; from my experience the differences between males and females in this genus do not exceed about 20%.

Owing to the impossibility in this genus of matching isolated males and females, it is more useful to describe this species as new.

*Harpactea mithridatis* n.sp. (Figs. 6-8)

*Type*: Turkey, SW of Ordu, in woods, 900-1100 m, 5-15 July 1977, H. Korge leg., 1♂ (Holotype, SWN).

*Description*: ♂ (♀ unknown): prosoma olive-brown, smooth, with evident fovea; six eyes in a ring, anterior eyes separated by their diameter; sternum yellowish, smooth. Pedipalp, see Figs. 6-8. Femur I with two paired prolateral spines, femur II with three prolateral spines in a line. Opisthosoma whitish, normal.

*Measurements* (mm): prosoma 1.58 long, 1.20 wide; opisthosoma 1.92 long. Total length: 3.50.

Leg	Femur	Patella	Tibia	Metatarsus	Tarsus	Total
I	1.25	0.70	1.20	1.05	0.40	4.60
II	1.20	0.62	1.00	1.00	0.40	4.22
III	1.00	0.55	0.75	0.90	0.40	3.60
IV	1.38	0.62	1.10	1.55	0.45	5.10

*Derivatio nominis*: Ordu was part of Pontus, the kingdom of the famous Mithridates.

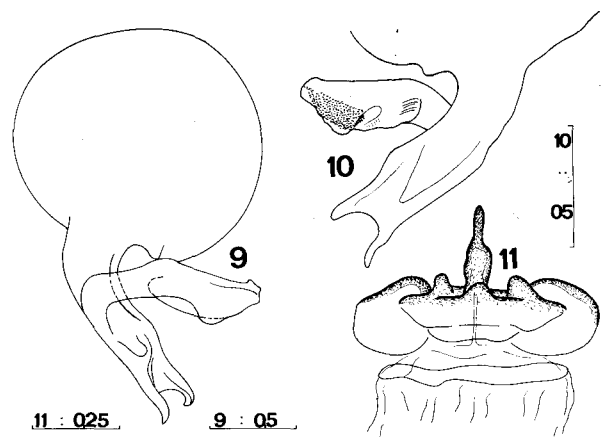
*Discussion*: this species also belongs to the *babori*-group; of the known species, the nearest to it seems to be *H. caucasia* (Kulczynski, 1895) from Caucasus. Of the species described on the females, the only one perhaps near to *H. mithridatis* could be *H. lazonum* Brignoli, 1978b from the province of Artvin, which has similar dimensions, but differs in colour and chaetotaxy.

*Dasumia mariandyna* n.sp. (Figs. 9-11)

*Types*: Turkey, S of Akçakoca (prov. Bolu), in northern-type woods, 300-400 m, April - 10 May 1976, H. Korge leg., 1♂ (Holotype, SWN), 2♀♀ (Paratypes, SWN, CBL).

*Description*: ♂♀: prosoma light brown, smooth; eyes in a ring, ALE separated by their diameter, somewhat larger than the rest (in the females the eyes are a little less separated and are nearly equal); sternum brownish, with many small roundish impressions. Pedipalpus of the ♂, see Figs. 9-10. Femur I with three prolateral spines in a group (two in the females), femur II with five prolateral spines in a line (one in the females); tarsi I-II with a very feeble scopula, III-IV with three claws. Opisthosoma whitish, normal; vulva, see Fig. 11.

*Measurements* (mm): - ♂: prosoma 2.30 long, 1.90 wide; opisthosoma 3.00 long. Total length: 5.30.



Figs. 9-11: *Dasumia mariandyna* n.sp. 9 bulbus, external; 10 embolus and conductor, internal; 11 vulva, from the inside. Scales in mm.

Leg	Femur	Patella	Tibia	Metatarsus	Tarsus	Total
I	2.15	1.55	1.88	1.80	0.58	7.96
II	2.05	1.15	1.88	1.62	0.55	7.25
III	1.75	0.70	1.35	1.75	0.55	6.10
IV	2.30	1.18	2.00	2.45	0.85	8.78

*Measurements* (mm): — ♀: prosoma 2.32 long, 1.82 wide; opisthosoma 3.62 long. Total length: 5.94.

Leg	Femur	Patella	Tibia	Metatarsus	Tarsus	Total
I	2.05	1.25	1.65	1.30	0.50	6.75
II	1.88	1.12	1.45	1.20	0.50	6.15
III	1.50	0.62	1.08	1.42	0.42	5.04
IV	2.18	1.05	1.80	1.95	0.62	7.60

*Derivatio nominis*: the Mariandyni were an ancient people who lived in the region of Akçakoca.

*Discussion*: this species is the first *Dasumia* known from Turkey; of the few species in this genus, the nearest to *D. mariandyna*, judging by the bulbus, are those of the *carpathica*-group (*sensu* Alicata, 1966), all known from the northern part of the Balkanic region. The new species is not related to the Greek and Near Eastern species; it can be easily distinguished from all known species by the genitalia.

## References

- ALICATA, P. 1966: Il genera *Dasumia* Thorell, sua nuova definizione e revisione delle specie italiane. *Memorie Mus.civ.Stor.nat. Verona* 14: 465-486.
- BRIGNOLI, P. M. 1976: Ragni di Grecia IX. Specie nuove o interessanti delle famiglie Leptonetidae, Dysderidae, Pholcidae ed Agelenidae. *Revue suisse Zool.* 83: 539-578.
- BRIGNOLI, P. M. 1978a: Ragni di Turchia IV. Leptonetidae, Dysderidae ed Agelenidae nuovi o interessanti di grotte della Turchia meridionale. *Quad.Speleol.Circ. Speleol.Rom.* 3: 37-54.
- BRIGNOLI, P. M. 1978b: Ragni di Turchia V. Specie nuove o interessanti, cavernicole ed epigee di varie famiglie. *Revue suisse Zool.* 85: 461-541.
- DEELEMANN-REINHOLD, C. L. 1971: A new species of *Sulcia* Kratochvil from Greece, and a discussion of some Japanese cavernicolous Leptonetidae. *Zoöl. Meded.Leiden* 45: 289-301.
- DELTSHEV, Ch. 1972: A new genus of Bulgarian cave spiders (*Protoleoneta bulgarica* n.g.n.sp.). *Int.J. Speleol.* 4: 275-283.
- DELTSHEV, Ch. 1977: A new *Protoleoneta* from Bulgarian caves. *Acta Zool.Bulg.* 1977: 3-7.

## Addendum

After the completion of this paper I have received a reprint of a recent paper by Kratochvil (1978: *Priradov.Pr. Cesk.Akad.Véd.* (N.S.) 12 (4): 1-59) in which this author proposes to split the genera *Paraleptoneta* and *Protoleoneta*; accepting this interpretation, *Protoleoneta deltshevi* should belong to *Leptonetela* Kratochvil, 1978.